

ID-Nr. 32942-001
Model SLX.230.060.MH.R



Recirculating air filter storage cabinet SLX-CLASSIC
Model SLX.230.060.MH.R, light grey (RAL 7035)

Safe and approved storage of aggressive, non flammable hazardous materials in workrooms

Function / construction:

Cabinet body

- **Robust construction and longevity:** cabinet body made of powder-coated sheet steel, safety elements assembled outside the storage compartment for increased protection against corrosion
- **Two in one:** two hermetically separated storage compartments allow the isolated storage of acids and bases in one cabinet
- **No unauthorised use:** doors lockable with profile cylinder (integration in an existing locking system possible)
- **Easy alignment:** adjusting aids to compensate for uneven floor

Recirculating air filter system

- Ideal for the direct installation in working areas – very low noise, only approx. 39 dB (A)
- With multi-stage wideband filter
- Monitoring electronics for extraction incl. cool-device cable and power plug
- Optical and acoustical alarm including potential-free alarm contact
- Display with innovative touch panel
- Manual check of the filter saturation

Dimensions	
Width (external)	600.00 mm
Depth (external)	615.00 mm
Height (external)	2300.00 mm
Width (internal)	485.00 mm
Depth (internal)	565.00 mm
Height (internal)	1865.00 mm

The available internal dimensions can vary depending on the interior equipment package.

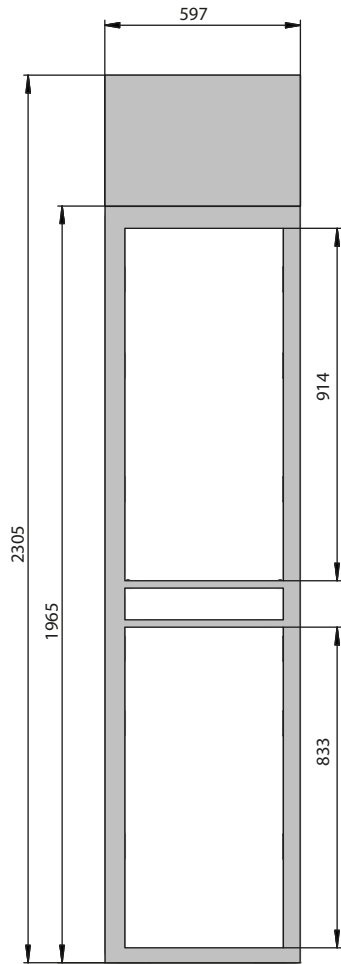
Weight / Load	
Weight without interior equipment	152 kg
Distributed load	363.00 kg/m ²
Maximum load	300 kg

Electrical component	
Frequency	50 Hz
Nominal voltage	230 V
Maximum current consumption	0.5 A
Power consumption in operation	120 W
Power consumption in standby mode	50 W

Colouring / Surface finish	
Body colour code	RAL 7035
Body colour	light grey
Body surface finish	plain
Door / Drawer colour code	RAL 7035
Door / Drawer colour	light grey
Door / Drawer surface finish	plain

General Information	
Number of doors	1
Depth with open doors	1119 mm
Customs tariff number	94032080

Front view



Side view

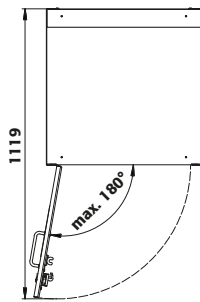
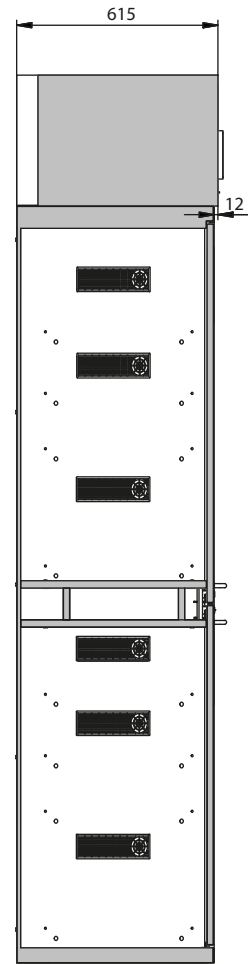


Diagram shows left-hinged door. Dimensions are identical for a right-hinged fitting.